


























**TABELA KURSÓW WALUT GŁÓWNYCH**

| Kraj        | Waluta  | Dewizy |          | Środek |
|-------------|---|--------|----------|--------|
|             |   | kupno  | sprzedaz |        |
| Australia   | 1 AUD          | 2.5580 | 2.7162   | 2.6371 |
| Czechy      | 1 CZK          | 0.1628 | 0.1728   | 0.1678 |
| Dania       | 1 DKK          | 0.5571 | 0.5915   | 0.5743 |
| <b>Euro</b> | <b>1 Euro</b>  | 4.1628 | 4.4203   | 4.2916 |
| Japonia     | 100 JPY        | 3.4620 | 3.6761   | 3.5690 |
| Kanada      | 1 CAD          | 2.8474 | 3.0236   | 2.9355 |
| Norwegia    | 1 NOK          | 0.4124 | 0.4379   | 0.4252 |
| <b>USA</b>  | <b>1 USD</b>   | 3.7614 | 3.9941   | 3.8778 |
| Szwajcaria  | 1 CHF          | 3.7991 | 4.0341   | 3.9166 |
| Szwecja     | 1 SEK          | 0.3903 | 0.4144   | 0.4024 |
| Węgry       | 100 HUF        | 1.2411 | 1.3179   | 1.2795 |
| W.Brytania  | 1 GBP          | 4.8723 | 5.1737   | 5.0230 |

**TABELA KURSÓW WALUT EGZOTYCZNYCH**

| Kraj        | Waluta  | Dewizy |          | Środek |
|-------------|---|--------|----------|--------|
|             |   | kupno  | sprzedaz |        |
| CHINY       | 1 CNY    | 0.5354 | 0.5685   | 0.5519 |
| Hong Kong*  | 1 HKD    | 0.4805 | 0.5102   | 0.4954 |
| Bułgaria    | 1 BGN  | 2.1289 | 2.2597   | 2.1943 |
| Izrael      | 1 ILS  | 1.0868 | 1.1536   | 1.1202 |
| Meksyk*     | 1 MXN  | 0.1947 | 0.2067   | 0.2007 |
| N Zelandia* | 1 NZD  | 2.4062 | 2.5554   | 2.4808 |
| Rosja*      | 1 RUB  | 0.0590 | 0.0626   | 0.0608 |
| RPA*        | 1 ZAR  | 0.2548 | 0.2705   | 0.2627 |
| Rumunia*    | 1 RON  | 0.8717 | 0.9255   | 0.8986 |
| Singapur*   | 1 SGD  | 2.7635 | 2.9343   | 2.8489 |
| Tajlandia*  | 1 THB  | 0.1246 | 0.1323   | 0.1285 |
| Turcja*     | 1 TRY  | 0.6565 | 0.6968   | 0.6767 |
| Chorwacja   | 1 HRK  | 0.5594 | 0.5938   | 0.5766 |

SPOT :

21-11-19

**TABELA KURSÓW CROSSOWYCH**

| Para          | Dewizy  |          | Środek  |
|---------------|---------|----------|---------|
|               | Kupno   | Sprzedaz |         |
| <b>EURUSD</b> | 1.0735  | 1.1400   | 1.1067  |
| <b>EURGBP</b> | 0.8287  | 0.8801   | 0.8544  |
| <b>EURCHF</b> | 1.0629  | 1.1286   | 1.0957  |
| <b>EURHUF</b> | 325.31  | 345.52   | 335.42  |
| <b>EURJPY</b> | 116.64  | 123.86   | 120.25  |
| <b>EURRON</b> | 4.6323  | 4.9192   | 4.7758  |
| <b>EURSEK</b> | 10.3453 | 10.9862  | 10.6658 |
| <b>EURCAD</b> | 1.4181  | 1.5058   | 1.4620  |
| <b>EURCZK</b> | 24.8039 | 26.3453  | 25.5746 |
| <b>EURCNH</b> | 7.5420  | 8.0091   | 7.7756  |
| <b>GBPUSD</b> | 1.2565  | 1.3342   | 1.2953  |
| <b>USDCHF</b> | 0.9603  | 1.0198   | 0.9901  |
| <b>GBPCHF</b> | 1.2440  | 1.3210   | 1.2825  |