

























**TABELA KURSÓW WALUT GŁÓWNYCH**

| Kraj        | Waluta  | Dewizy |          | Środek |
|-------------|---|--------|----------|--------|
|             |   | kupno  | sprzedaz |        |
| Australia   | 1 AUD          | 3.1888 | 3.3861   | 3.2874 |
| Czechy      | 1 CZK          | 0.1895 | 0.2012   | 0.1954 |
| Dania       | 1 DKK          | 0.6260 | 0.6647   | 0.6454 |
| <b>Euro</b> | <b>1 Euro</b>  | 4.6603 | 4.9485   | 4.8044 |
| Japonia     | 100 JPY        | 3.3554 | 3.5629   | 3.4592 |
| Kanada      | 1 CAD          | 3.5727 | 3.7936   | 3.6831 |
| Norwegia    | 1 NOK          | 0.4680 | 0.4969   | 0.4825 |
| <b>USA</b>  | <b>1 USD</b>   | 4.5945 | 4.8787   | 4.7366 |
| Szwajcaria  | 1 CHF          | 4.7759 | 5.0713   | 4.9236 |
| Szwecja     | 1 SEK          | 0.4454 | 0.4730   | 0.4592 |
| Węgry       | 100 HUF        | 1.1468 | 1.2177   | 1.1822 |
| W.Brytania  | 1 GBP          | 5.5361 | 5.8785   | 5.7073 |

**TABELA KURSÓW WALUT EGZOTYCZNYCH**

| Kraj        | Waluta  | Dewizy |          | Środek |
|-------------|---|--------|----------|--------|
|             |   | kupno  | sprzedaz |        |
| CHINY       | 1 CNY    | 0.6801 | 0.7221   | 0.7011 |
| Hong Kong*  | 1 HKD    | 0.5853 | 0.6215   | 0.6034 |
| Bułgaria    | 1 BGN  | 2.3842 | 2.5298   | 2.4570 |
| Izrael      | 1 ILS  | 1.3371 | 1.4192   | 1.3782 |
| Meksyk*     | 1 MXN  | 0.2245 | 0.2384   | 0.2315 |
| N Zelandia* | 1 NZD  | 2.8573 | 3.0346   | 2.9459 |
| RPA*        | 1 ZAR  | 0.2724 | 0.2892   | 0.2808 |
| Rumunia*    | 1 RON  | 0.9447 | 1.0028   | 0.9737 |
| Singapur*   | 1 SGD  | 3.3119 | 3.5165   | 3.4142 |
| Tajlandia*  | 1 THB  | 0.1249 | 0.1325   | 0.1287 |
| Turcja*     | 1 TRY  | 0.2559 | 0.2715   | 0.2637 |
| Chorwacja   | 1 HRK  | 0.6204 | 0.6582   | 0.6393 |

SPOT : 2022-07-29

**TABELA KURSÓW CROSSOWYCH**

| Para          | Dewizy  |          | Środek  |
|---------------|---------|----------|---------|
|               | Kupno   | Sprzedaz |         |
| <b>EURUSD</b> | 0.9839  | 1.0448   | 1.0144  |
| <b>EURGBP</b> | 0.8166  | 0.8671   | 0.8418  |
| <b>EURCHF</b> | 0.9465  | 1.0051   | 0.9758  |
| <b>EURHUF</b> | 394.05  | 418.72   | 406.38  |
| <b>EURJPY</b> | 134.73  | 143.06   | 138.90  |
| <b>EURRON</b> | 4.7851  | 5.0827   | 4.9339  |
| <b>EURSEK</b> | 10.1478 | 10.7765  | 10.4621 |
| <b>EURCAD</b> | 1.2653  | 1.3436   | 1.3045  |
| <b>EURCZK</b> | 23.8504 | 25.3329  | 24.5916 |
| <b>EURCNH</b> | 6.6466  | 7.0593   | 6.8530  |
| <b>GBPUSD</b> | 1.1688  | 1.2411   | 1.2049  |
| <b>USDCHF</b> | 0.9331  | 0.9909   | 0.9620  |
| <b>GBPCHF</b> | 1.1243  | 1.1940   | 1.1591  |