

TABELA KURSÓW WALUT GŁÓWNYCH

























| Kraj | Waluta | Dewizy | | Środek |
|-------------|-------------------------------------------------------------------------------------------------|--------|----------|--------|
| | | kupno | sprzedaz | |
| Australia | 1 AUD  | 2,5820 | 2,7417 | 2,6619 |
| Czechy | 1 CZK  | 0,1675 | 0,1779 | 0,1727 |
| Dania | 1 DKK  | 0,5628 | 0,5976 | 0,5802 |
| Euro | 1 Euro  | 4,1979 | 4,4576 | 4,3278 |
| Japonia | 100 JPY  | 2,5373 | 2,6942 | 2,6157 |
| Kanada | 1 CAD  | 2,8516 | 3,0280 | 2,9398 |
| Norwegia | 1 NOK  | 0,3594 | 0,3816 | 0,3705 |
| USA | 1 USD  | 3,9000 | 4,1413 | 4,0207 |
| Szwajcaria | 1 CHF  | 4,3069 | 4,5733 | 4,4401 |
| Szwecja | 1 SEK  | 0,3604 | 0,3827 | 0,3715 |
| Węgry | 100 HUF  | 1,0771 | 1,1437 | 1,1104 |
| W. Brytania | 1 GBP  | 4,8996 | 5,2027 | 5,0512 |

TABELA KURSÓW WALUT EGZOTYCZNYCH

| Kraj | Waluta | Dewizy | | Środek |
|-------------|-------------------------------------------------------------------------------------------|--------|----------|--------|
| | | kupno | sprzedaz | |
| CHINY | 1 CNY  | 0,5403 | 0,5737 | 0,5570 |
| Hong Kong* | 1 HKD  | 0,4989 | 0,5297 | 0,5143 |
| Bułgaria | 1 BGN  | 2,1457 | 2,2716 | 2,2086 |
| Izrael | 1 ILS  | 1,0428 | 1,1062 | 1,0745 |
| Meksyk* | 1 MXN  | 0,2301 | 0,2442 | 0,2371 |
| N Zelandia* | 1 NZD  | 2,3447 | 2,4901 | 2,4174 |
| Rosja* | 1 RUB  | 0,0000 | 0,0000 | 0,0000 |
| RPA* | 1 ZAR  | 0,2112 | 0,2242 | 0,2177 |
| Rumunia* | 1 RON  | 0,8443 | 0,8959 | 0,8701 |
| Singapur* | 1 SGD  | 2,8850 | 3,0631 | 2,9740 |
| Tajlandia* | 1 THB  | 0,1060 | 0,1125 | 0,1093 |
| Turcja* | 1 TRY  | 0,1207 | 0,1280 | 0,1244 |

SPOT : 08.05.2024

TABELA KURSÓW CROSSOWYCH

| Para | Dewizy | | Środek |
|---------------|---------|----------|---------|
| | Kupno | Sprzedaz | |
| EURUSD | 1,0440 | 1,1087 | 1,0764 |
| EURGBP | 0,8310 | 0,8825 | 0,8568 |
| EURCHF | 0,9454 | 1,0040 | 0,9747 |
| EURHUF | 377,85 | 401,67 | 389,76 |
| EURJPY | 160,48 | 170,42 | 165,45 |
| EURRON | 4,8227 | 5,1249 | 4,9738 |
| EURSEK | 11,2979 | 12,0008 | 11,6493 |
| EURCAD | 1,4278 | 1,5164 | 1,4721 |
| EURCZK | 24,2995 | 25,8190 | 25,0592 |
| EURCNH | 7,5363 | 8,0035 | 7,7699 |
| GBPUSD | 1,2186 | 1,2941 | 1,2563 |
| USDCHF | 0,8783 | 0,9327 | 0,9055 |
| GBPCHF | 1,1034 | 1,1718 | 1,1376 |