

TABELA KURSÓW WALUT GŁÓWNYCH

























Kraj	Waluta	Dewizy		Środek
		kupno	sprzedaz	
Australia	1 AUD 	2.5035	2.6584	2.5809
Czechy	1 CZK 	0.1659	0.1761	0.1710
Dania	1 DKK 	0.5560	0.5904	0.5732
Euro	1 Euro 	4.1490	4.4056	4.2773
Japonia	100 JPY 	2.6202	2.7822	2.7012
Kanada	1 CAD 	2.7689	2.9402	2.8546
Norwegia	1 NOK 	0.3467	0.3681	0.3574
USA	1 USD 	3.7571	3.9894	3.8733
Szwajcaria	1 CHF 	4.4263	4.7001	4.5632
Szwecja	1 SEK 	0.3617	0.3841	0.3729
Węgry	100 HUF 	1.0437	1.1083	1.0760
W. Brytania	1 GBP 	4.9210	5.2254	5.0732

TABELA KURSÓW WALUT EGZOTYCZNYCH

Kraj	Waluta	Dewizy		Środek
		kupno	sprzedaz	
CHINY	1 CNY 	0.5273	0.5598	0.5435
Hong Kong*	1 HKD 	0.4819	0.5117	0.4968
Bułgaria	1 BGN 	2.1214	2.2518	2.1866
Izrael	1 ILS 	1.0001	1.0612	1.0307
Meksyk*	1 MXN 	0.1885	0.2001	0.1943
N Zelandia*	1 NZD 	2.3106	2.4539	2.3822
Rosja*	1 RUB 	0.0000	0.0000	0.0000
RPA*	1 ZAR 	0.2105	0.2234	0.2169
Rumunia*	1 RON 	0.8344	0.8857	0.8600
Singapur*	1 SGD 	2.8788	3.0565	2.9677
Tajlandia*	1 THB 	0.1111	0.1179	0.1145
Turcja*	1 TRY 	0.1102	0.1169	0.1135

SPOT : 2024-09-12

TABELA KURSÓW CROSSOWYCH

Para	Dewizy		Środek
	Kupno	Sprzedaz	
EURUSD	1.0711	1.1375	1.1043
EURGBP	0.8178	0.8685	0.8431
EURCHF	0.9092	0.9656	0.9374
EURHUF	385.45	409.60	397.52
EURJPY	153.59	163.11	158.35
EURRON	4.8234	5.1232	4.9733
EURSEK	11.1247	11.8166	11.4707
EURCAD	1.4533	1.5434	1.4984
EURCZK	24.2529	25.7716	25.0123
EURCNH	7.6329	8.1058	7.8694
GBPUSD	1.2704	1.3492	1.3098
USDCHF	0.8233	0.8743	0.8488
GBPCHF	1.0783	1.1452	1.1118